



Release Notes

Access WageEasy Version 8.0.2



Before you Upgrade

If this is your first instance of installing a WageEasy V8 release, ensure .NET Framework v4.8 is installed. This is essential for connectivity to the STP Gateway.

- We recommend that you check the .NET Framework version before upgrade to WageEasy V8.0.2 and if necessary, update to 4.8, before proceeding with the upgrade.
- .NET Framework 4.8 is installed by default with Windows 10 (10 May 2019 Update and later); Windows 11; and Windows Server 2022. If you are using one of these versions, you are likely to be using the correct .NET Framework version, but you should still check.

<https://learn.microsoft.com/en-us/dotnet/framework/migration-guide/versions-and-dependencies#net-framework-48>

- The required version of .NET Framework must be installed on each pc and/or server where WageEasy is installed.
- .NET Framework version 4.8 can be downloaded from [.NET Framework 4.8 download](#)

If you access WageEasy via the Payroll Online environment, this item will not affect you.

Please note also, for Desktop customers, if you have not yet installed our previous STP2 releases (V8.0.8621, V8.0.1.8632) we recommend going straight to this version instead, as it includes the latest changes as detailed below, plus everything in the previous versions.

[WageEasy V8 STP2 Release Notes](#)

Introduction

This is a mandatory, bulletin release for all Access WageEasy customers processing Australian Payroll and STP2 reporting. This bulletin release is supplementary to the earlier WageEasy Version 8 releases.

WageEasy v8.0.2 is a bulletin release which contains changes and enhancements for STP2 reporting, including:

- Enhancement to the speed of processing STP2 reports
- Addition of a loading progress bar for STP2 Update reporting
- Addition of STP2 Reporting Groups in Planned Leave entry
- Leave entry option for Cashed Out Leave to be excluded from Period Overtime
- Added support for Income Type Countries of more than 40 characters
- Correction to Gross (STP) values where a normal and supplementary payslip are completed in a single process
- Correction for STP2 Pay Event Header gross value to include additional unused leave that is an ETP
- Added support for STP2 mandatory reporting of business contact name
- STP2 tax treatment code validation for Medicare Levy Reduction where no tax free is threshold claimed

This release also includes additional support for superannuation guarantee calculations for under 18 year olds working 30 hours per week. Hours worked now includes adjustment hours for Leave, Makeup Pay and Termination Notice payments.

What's in this WageEasy release, in detail?

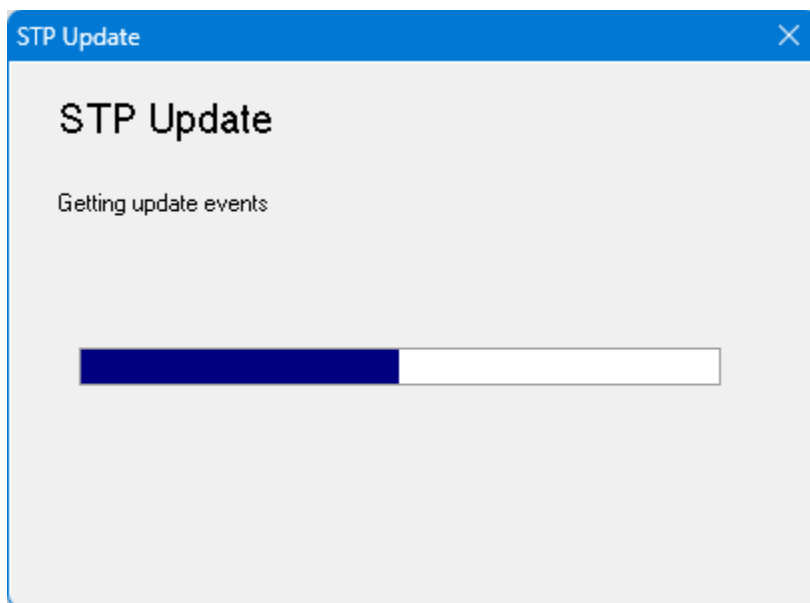
STP2 Changes

STP2 report generation and ATO submission improvements to speed

The move to STP2 reporting in some instances saw an increase in the time taken to initiate, generate and submit STP2 reports from Wageeasy. Changes to the way STP2 Income stream level controls for items such as paid leave and allowances are created and processed has seen a vast improvement to this process.

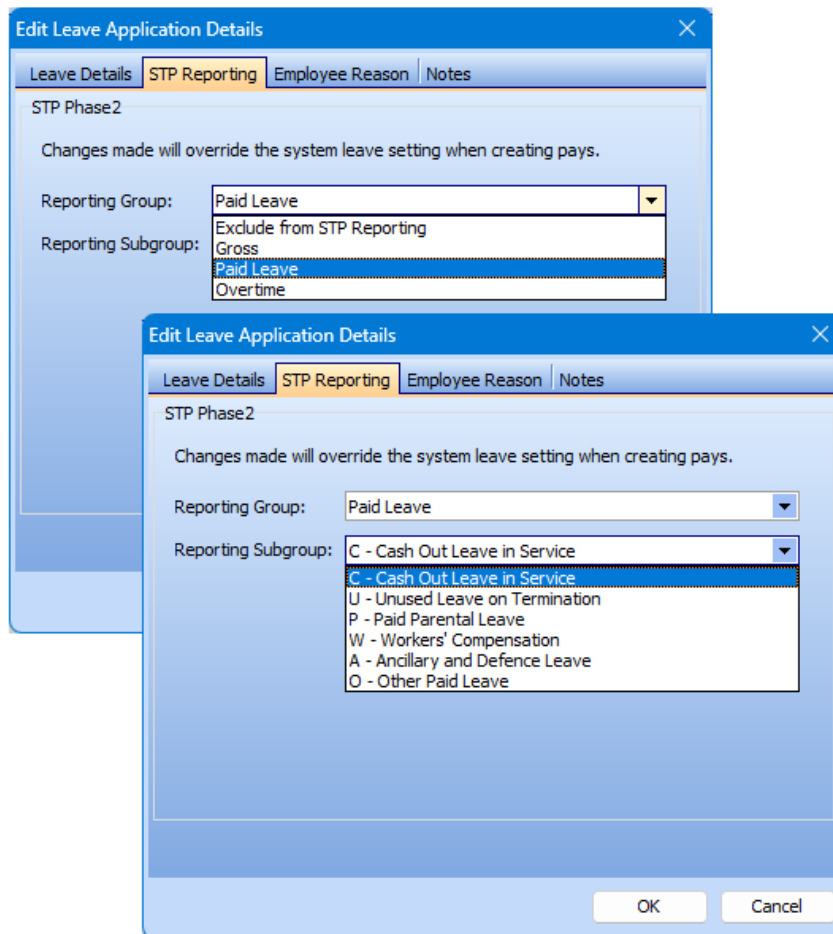
STP2 Update report loading progress bar

A progress bar while the STP Update is loading has been added



NEW STP Reporting added to Planned Leave

The entry of Planned Leave within an employees file can now have STP2 Reporting Group and Subgroup settings added. This means that in most instances, entering leave in Planned Leave means the leave does not need to be edited at Wages to enter STP2 reporting groupings.



NEW Leave option for Cashed Out Leave to 'Exclude leave hours from Period Overtime calculation'

When processing leave at Wages, if the leave is set to be STP2 reported as C – Cash Out Leave in Service, the option to set the leave to *'Exclude leave hours payment from period overtime calculation'* becomes available. Selecting this option sees the leave hours not contributing to the hours worked for calculation of period overtime in this single pay instance.

Leave Payment Wizard

Select Leave Type
What type of leave is the employee taking?

Leave Type: Annual Leave

STP Phase 2

Reporting Group: Paid Leave

Reporting Subgroup: C - Cash Out Leave in Service

☐ Exclude leave hours payment from period overtime calculation

< Back Next > Cancel

NOTE: In a future WageEasy release, we will also look to make this functionality also available within the Employee's Planned Leave

Support for Income Type Countries of more than 40 characters added

If you have Working Holiday Maker (WHM) employees from *South Georgia And The South Sandwich Islands*, where previously because the number of characters exceeds 40 saw STP2 submissions error, support for this lengthy country name is now added.

Employee Details

Number: FT-013 Name: Working Holiday , Maker Add Edit Delete E-mail Close

General Employment Career Organisation Leave Payments

● Superannuation ● Tax ● Allowance ● Union ● Banking ● WorkCover ● YTD Summaries ● Past Pays

Tax

Basic Details Additional Requirements for TFN Declaration **STP Reporting**

ATO Reporting Information (STP)

Income Type: WHM - Working Holiday Makers

Country: South Africa

Tax Treatment:

- Sierra Leone
- Singapore
- Slovakia
- Slovenia
- Solomon Islands
- Somalia
- South Africa
- South Georgia And The South Sandwich Islands**

Correction to STP2 gross total where single process for normal and supplementary payslip is completed

Where a normal and supplementary payslip are both included in the same pay process (EFT file), gross value for both pays are now correctly STP2 reported.

Correction to STP2 Pay Event Header gross value to include ETP classified additional unused leave

We have corrected the STP2 Pay Event Header gross reporting of additional unused ETP classified leave

STP2 Mandatory field reporting of business contact name added

Under STP2 reporting, Contact Name of the business/company is a mandatory field. In the STP2 Setup Wizard, Contact is now a mandatory field. If STP2 is already enabled STP2 'Report to ATO' reporting is not available until Contact name is entered. Status validation messaging is also displayed.

The screenshot shows the 'STP2 Reporting Details' window. It contains a table with the following data:

Created Date	Payment Date	Run Date Time Stamp	PPE	Pay Frequency	Gross Taxable	Gross (STP)	PAYGW (Tax)	MR Status
16/11/2023 5:53:22	16/11/2023	16/11/2023 5:53:22	PI	Fortnightly	2928.95	2928.95	868.00	2035.95 Contact Name is missing

At the bottom right, there is a red circle around the 'MR Status' column header and the text 'Contact Name is missing'. A validation error message 'Validation error: Payer failed.' is visible in the top right corner. Buttons at the bottom include 'Mark All As Final Pay', 'Mark Terminated As Final Pay', and 'Export'.

STP2 tax treatment code validation for Medicare Levy Reduction and No Tax Free Threshold claimed

Medicare Levy Reduction is not available where the employee Tax Treatment code includes No Tax Free Threshold claimed therefore the option to select has been removed from WageEasy

The screenshot shows the 'Employee Details' window for 'McLeod, Allan'. The 'Tax' tab is selected, and the 'Basic Details' sub-tab is active. The 'Tax Table' dropdown is set to '01 No General Exemption (20)'. The 'Tax File No.' is '333333333'. The 'Secondary Tax' dropdown is empty, and the 'Adjustment' is '\$0.00'. The 'Medicare' section has three options: 'Levy Reduction Claimed', 'Employee Has Spouse', and 'Combined Income Less Than Applicable Amount'. The 'Dependent Children' field is set to '0'.

Superannuation Guarantee for Under 18 Year Olds

Superannuation guarantee for under 18 year olds is only payable when the employee has worked 30 hours per week or more. We have expanded the payments beyond timesheet hours, that are included in 'hours of work' to paid leave, Make-up pay, and Termination Notice now also.

Keep an eye on [Access Knowledge Base](#) for more specific details on this topic to come

Additional Items

Fix to 'double click' on Wages > Adjustment > Unused Leave on Termination

Unused Leave paid on termination can no longer be edited via the 'double click'. If an existing Unused leave entry at Wages is now selected to edit with a 'double click', a new leave taken entry will be opened.

New Zealand Payday reporting

Correction to the reporting of Tax Code for Tailored Tax Code (STC) and Student Loan (SL) on the Employment Information (EI) and Employee Details (ED) reports

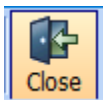
WageEasy Hosted environment lock down of the backup location

To stop the misplacing of backups, the backup location for databases in the Hosted environment is now restricted to the (H) Home drive



HINT

For STP2, when changing an employee's Income Type, properly Close the employee file using the **Close button** before moving on to any other employees, to ensure the change is fully realised.



To better understand how STP2 works, please refer to the following resources:

[Single Touch Payroll Phase 2 employer reporting guidelines](#)

This ATO guide clearly explains the changed reporting requirements for STP2, e.g., more detailed breakdown of employee gross, and provides useful examples.

Our dedicated STP2 resources hub.

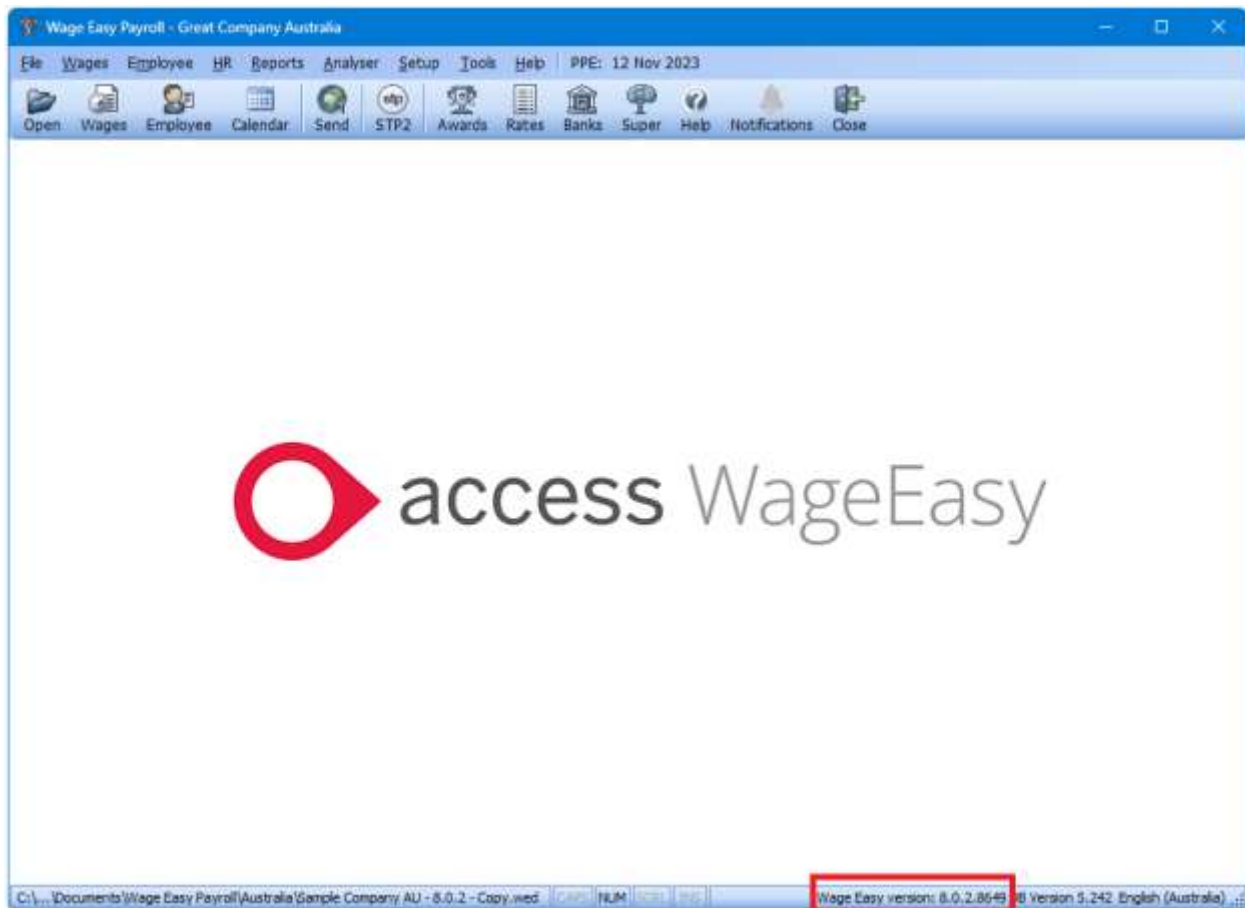


After you Upgrade

After the upgrade is installed, you should check that the correct software and database versions are displayed. If the latest version numbers are not as displayed below, **Access WageEasy** may not have been successfully upgraded.

*To check the version of **Access WageEasy***

The version number is displayed on the bottom right-hand corner of the main Access WageEasy screen.



After you have upgraded and opened your database, you can also check the version number by going to *Help > About Wage Easy Payroll*.



Your new database version number after the upgrade will be 8.0.2.8649

To ensure payroll data is up to date, we strongly recommend that you submit an STP Update for all employees before submitting your first STP2 pay event.

If you have not yet enabled STP2, refer to [WageEasy V8.0.0.8621 Release Notes](#) for in depth information. WageEasy's STP2 **deferral ended** on **30 September 2023**. By that date, you should have commenced STP2 reporting or have received your own [deferral from the ATO](#)

Knowledge Base

For further general information on this update, check out **Knowledge Base** and benefit from **anytime access to an extensive knowledge base** of FAQs and product support queries to assist with your payroll processing.

[Access Knowledge Base](#)