

Release Notes

MicrOpay Version 9.3 B2 /MicrOpay ESP Version 9.0

Contents

Introduction	1
What's in the MicrOpay 9.3 B2 release?	3
After you upgrade	12
Known Issues	14

Introduction

MicrOpay

The highlights of this release include:

- New IQ reports to display:
 - Foreign Employment Income values per employee.
 - Year to date STP2 amounts, including Reporting Group and Subgroup, by pay component.
See the [IQ Reports section](#) (see page 3) of these notes.
- Improved auditing of paid family and domestic violence leave and foreign employment income changes:
 - New audit checks in the Employee Audit Report.
 - Additional logging added to Database Audit Log Report and Database Audit Log Viewer
See the [Administration and Auditing section](#) (see page 8) of these notes.
- Improved performance when opening the STP Reporting grid and running End of Pay, due to code refactoring (see page 11).
- Several fixes and changes related to STP2 (see page 6).






For more information about these and other changes and fixes, refer to *What's in this MicrOpay release?* (see page 3)

Please note that two new, known issues are reported in this release. Refer to *Known Issues* (see page 14) at the end of these notes for more information.

MicrOpay ESP

There are no functional or software changes for MicrOpay ESP in this release and, on this occasion, no MicrOpay ESP upgrade file to be installed. This means that after MicrOpay is upgraded, your MicrOpay and MicrOpay ESP software version numbers will be different.

Refer to *After you upgrade* (see page 12) to check the software and database version numbers for both products.

Key	
 ALL	The item applies to all country payroll databases.
 AU	The item applies to Australian payroll databases.
 NZ	The item applies to New Zealand payroll databases.
 OTH	The item applies to Other country payroll databases.
 STP 2	The item applies to a change for STP2. STP2 changes affect Australian payroll only.

For our Payroll Online customers

Please note that installation and upgrade of MicrOpay and MicrOpay ESP are managed as part of our service to you. You can disregard any comments or instructions that refer to downloading and installing software upgrades.



Before updating your MicrOpay software, both the **Payroll** and the **Common** database **must** be backed up. More information about database backup is available in the Knowledge Base article:

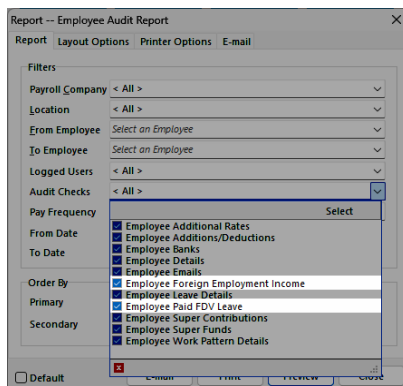
[*How do I Backup and Restore?*](#)

What's in the MicrOpay 9.3 B2 release?

Reporting (including IQ reports)

AU

The list of Audit Checks in the Employee Audit Report (*Payroll > Reports > General > Employee Audit Report*) has been updated to include new options for Paid Family and Domestic Violence Leave (PFDVL) and Foreign Employment Income (FEI).



- **New audit check for employee PFDVL.**

When the report is run with the *Employee Paid FDV Leave* check selected, the report results include details of PFDVL added, edited or deleted for employees.

Date Changed	Table Changed	Field Changed	Record ID	Old Value	New Value	Agent
	MPAYRCT - MicrOpay Recruitment Company					
	DARWIN					
	1W01					
	S005 - VALASCO, NADIA					
20/11/2023 12:44:05 PM	Employee Paid FDV Leave	Leave Date	1		Nov 6 2023 12:00AM	Admin
20/11/2023 12:44:05 PM	Employee Paid FDV Leave	Financial Year	1		2024	Admin
20/11/2023 12:44:05 PM	Employee Paid FDV Leave	Employee PFDVL ID	1		1	Admin
20/11/2023 12:44:05 PM	Employee Paid FDV Leave	Hours Taken	1		7.50	Admin
21/11/2023 10:48:43 AM	Employee Paid FDV Leave	Hours Taken	1	7.50	5.00	Admin
21/11/2023 10:48:43 AM	Employee Paid FDV Leave	Leave Date	2		Nov 7 2023 12:00AM	Admin
21/11/2023 10:48:43 AM	Employee Paid FDV Leave	Employee PFDVL ID	2		2	Admin
21/11/2023 10:48:43 AM	Employee Paid FDV Leave	Hours Taken	2		7.50	Admin
21/11/2023 10:48:43 AM	Employee Paid FDV Leave	Financial Year	2		2024	Admin
Record Count 9						

- **New audit check for employee FEI**

The *Employee Foreign Employment Income* check reports the FEI values/settings added, edited or deleted for employees and supports the additional fields required for STP2 reporting. This check replaces the previous version, Foreign Employment Income fields, which was not compliant with STP2.

Date Changed	Table Changed	Field Changed	Record ID	Old Value	New Value	Agent
	MPAYPL - MicrOpay Pty Ltd					
	SYDNEY					
	1W01					
	N32 - BROWN, NEIL					
21/11/2023 10:01:58 AM	Employee FEI	Bonuses And Commissions Amount	1		0	Admin
21/11/2023 10:01:58 AM	Employee FEI	Financial Year Ending	1		2024	Admin
21/11/2023 10:01:58 AM	Employee FEI	Stp2 Income Type	1		FEI	Admin
21/11/2023 10:01:58 AM	Employee FEI	Trans Paid Method Type	1		Current Year is FEI	Admin
21/11/2023 10:01:58 AM	Employee FEI	Employee Fei ID	1		1	Admin
21/11/2023 10:01:58 AM	Employee FEI	Country ID	1		United Kingdom	Admin
21/11/2023 10:01:58 AM	Employee FEI	Foreign Tax Paid Amount	1		0	Admin
21/11/2023 10:01:58 AM	Employee FEI	Overtime Amount	1		0	Admin
21/11/2023 10:01:58 AM	Employee FEI	Gross Amount	1		0	Admin
21/11/2023 10:01:58 AM	Employee FEI	Paygw Amount	1		0	Admin
21/11/2023 10:01:58 AM	Employee FEI	Directors Fees Amount	1		0	Admin
21/11/2023 10:11:33 AM	Employee FEI	Gross Amount	1	0	2403.85	Admin
21/11/2023 10:11:33 AM	Employee FEI	Paygw Amount	1	0	851	Admin
Record Count 13						

The Database Audit Log Report and Viewer are also updated to include additional auditing of Employee PFDVL and the new FEI audit check. Refer to the separate items under *Administration and Auditing* (see page 8).

IQ Reports

STP 2

Two new standard IQ reports are added to *Common > IQ* in this release:

- **New IQ report displays Foreign Employment Income values per employee, for a selected financial year**

IQ-STP2FEI - STP2 FEI Report by Financial Year displays a breakdown of values making up employee Foreign Employment Income (FEI), for a selected financial year. Values in the IQ results can be compared to FEI values in STP Update, when run for the same financial year.

The screenshot shows two windows from the STP2 Update software. The top window, titled 'STP2 Update', displays a data grid with columns for Income Type, Country, FEI Foreign Tax Paid, FEI Aus Tax Paid, Residual Gross (STP), Overtime, Bonuses and Commissions, Total Allowances, Total Paid Leave, Total Sal Sac, Total Deductions, Gross Taxable, Income Type Code, FEI (Y/N), FEI Gross Foreign Income, Paid Leave Other, PAYGW (Tax), and Net P. The bottom window, titled 'IQ View for "IQ-STP2FEI - STP 2 FEI Report by Financial Year"', shows a detailed view of the report with columns for FEI Finance, Income Type, Transactions Paid Metho, Country Name, Foreign Tax, Australian T., Residual Gr, Overtime, Bonuses & C, Directors Fe, Allowance - Tc, Allowance KN - Task, and Paid Leave A.

IQ Report parameters

Field	Description
1. Tax Year	Enter the financial year that the Foreign Employment Income was earned by the employee.
2. Payroll Company Code	Leave blank to include results from all payroll companies. To limit results to one payroll company only, enter the Payroll Company Code into the field.
3. Pay Frequency Code	Leave blank to include results for all pay frequencies, with pay periods processed in the selected Tax Year. To limit results to one pay frequency only, enter the Pay Frequency Code into the field.
4. Include Terminated	To exclude terminated employees from the IQ results, enter 0 (False). To include them, enter 1 (True).
5. ETP Cap for Death Benefits	This parameter is used to display the taxable amount of death benefit ETPs, if any were processed in the Tax Year . The cap amount is subtracted from the employee's ETP (post June 83) to show an amount in the <i>ETP D - Taxable</i> column of the report. The field defaults to 230000, which is the death benefit ETP cap for 2022/2023. Please confirm the cap amount is correct for the selected Tax Year . Refer to the ATO for death benefit ETP Cap amounts for other years.

• **New IQ report displays YTD STP2 reporting amounts with Reporting Group and Subgroup**

IQ-YTDVAL - YTD Totals with Reporting and Subgroups collates the year-to-date total of STP2 reporting amounts per processed pay component, and includes the Reporting Group and Reporting Subgroup information for each processed component.

Code	Pay Component	Add/Ded B Ad	Leave Reason	Fin Year	Reporting Group	Reporting Subgroup	Other Allowance De	Total	ETP Tax
HECS	STSL Value	N	N	2024				-156	(
AA07	CAR ALLOWANCE	N	Y	2024	Allowance Items	CD - Cents per Klom		400	(
AB23	CERTIFICATE ALLC	Y	N	2024	Allowance Items	QN - Qualification/C		2280	(
DA03	SOCIAL CLUB	N	Y	2024	Exclude from STP R			-20	(
DA07	HCF	N	Y	2024	Exclude from STP R			-400	(
DA11	BT SUPER VOL CO	N	Y	2024	Exclude from STP R			-20	(
NetPay	Net Pay	N	N	2024	Exclude from STP R			61862.58	(
Normal	Normal Pay	N	N	2024	Gross			75818.36	(
RDDeduct	RDD Deduct	N	N	2024	Gross			-802.76	(
RDDPay	RDD Pay	N	N	2024	Paid Leave	O - Other Paid Leav		528.98	(
Tax	Tax	N	N	2024	PAYGW			-15742	(
DB05	SA SUPER SAL S	Y	N	2024	Salary Sacrifice	S - Superannuation		-180	(
Super	Superannuation	N	N	2024	Super Entitlement			8560.72	(

IQ Report Parameters

Field	Description
1. Tax Year	Enter the applicable financial year.
2. Payroll Company Code	Leave blank to include results from all payroll companies. To limit results to one payroll company only, enter the Payroll Company Code into the field.
3. Pay Frequency Code	Leave blank to include results for all pay frequencies, with pay periods processed in the selected Tax Year. To limit results to one pay frequency only, enter the Pay Frequency Code into the field.

• **Portable LSL IQ report now includes backpay value in Period Pay**

When the **Period From** and **Period To** date range selected for the IQ-PORTABLELSL report includes a Back Pay transaction, the **Period Pay** amount in the IQ results now includes the Normal Pay value from the Back Pay. The Hours are not affected.

<p>STP 2</p>	<h2>STP Reporting</h2>
	<ul style="list-style-type: none"> Duplicate Income Type error when submitting pay events resolved An issue that caused STP2 pay events to error due to duplicated income types is corrected in this release. This issue was related to the way that new employees were implemented through Implement HR Changes, when a NULL value was provided for their STP Country. Refer to the separate item regarding implementing new employees, under <i>Employee Maintenance</i> (see page 8).
	<ul style="list-style-type: none"> 'Income Type not set' error in STP Update is corrected When a Previous Year Transaction Adjustment is processed for an employee, their current Income Type is now saved in the transaction record. This corrects the following error when loading employees in STP Update. The error appeared because the Income Type was missing for one or more employees who had Previous Year Transaction Adjustments processed for the selected Financial Year. <div data-bbox="550 949 1227 1178" data-label="Image"> </div> Overstated Net Pay in STP Reporting addressed This release corrects an issue that caused overstated Net Pay in STP Reporting, due to duplicated back pay values.
	<p>The following issues were initially addressed in a previous bulletin release, MicrOpay 9.2 SP1 B1</p> <ul style="list-style-type: none"> The following error that stopped the STP YTD Report from running is no longer displayed. <div data-bbox="501 1532 1275 1684" data-label="Image"> </div> <p>The error could be displayed when the report results included an ETP with both ETP Tax Free (pre July 83) and ETP Taxable (post Jun 83) values.</p> Difference in STP YTD Report caused by excluded ETP values resolved A Difference amount is no longer incorrectly displayed in the STP Year to Date report, due to ETP values being excluded from report results. This could occur if: <ul style="list-style-type: none"> A termination including an ETP was processed for an employee using Manual Calculation, instead of the Termination transaction, or

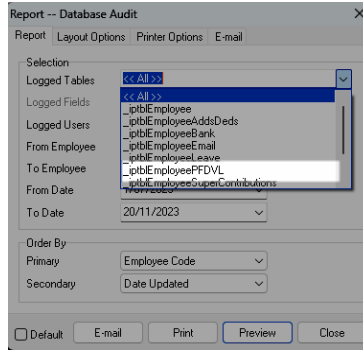
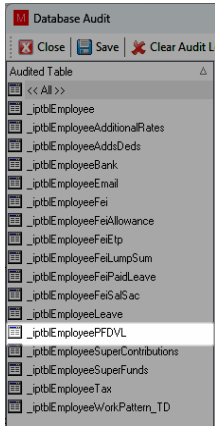
	<ul style="list-style-type: none"> ▪ A Transaction Adjustment that adjusted an employee's total ETP taxable value was processed. • Previous year reportable Deductions can now be deleted in STP Adjustment When editing previous year employee values in STP Adjustment, Deductions displayed in Deduction Items on the Employee Values page can now be deleted. Previously, Deductions could be added to the STP Adjustment, but could not be deleted.
--	---

	<h2>Transactions and Processing</h2>
<div style="background-color: #333; color: white; padding: 2px; text-align: center; width: 30px; margin: 0 auto;">AU</div>	<ul style="list-style-type: none"> • Period end date/time and Leave Update details recorded at End of Pay At End of Pay, Period end date/time and Leave Update details are recorded in a new database table, <i>_iptblPeriodDetail</i> . This information is used by MicrOpay Client Service (MCS) to ensure accurate calculation of leave entitlement values sent to third party applications. Refer to the separate item under System, Database and Setup for more information.

	<h2>Enquiries</h2>
<div style="background-color: #333; color: white; padding: 2px; text-align: center; width: 30px; margin: 0 auto;">ALL</div>	<ul style="list-style-type: none"> • Behaviour when loading Employee Enquiries changed for Agents with restricted access The message <i>Invalid column name 'i'</i> is no longer displayed when an Agent with insufficient access attempts to query employee data using Employee Enquiries. Please note that Agents must have access to <i>ALL</i> Payroll Companies and Pay Frequencies to use Employee Enquiries. If an Agent's access is restricted, no results are displayed in the Enquiries grid.

	Employee Maintenance (Including Implement HR and New Employee Wizard)
	Employee Record
OTH	<ul style="list-style-type: none"> • Employee tax number field for Other Country payroll databases now 10 characters <p>The maximum length of tax number field in employee Tax Details for Other country payroll databases, e.g. Fiji, has been increased to support tax numbers up to 10 characters.</p>
	Implement HR Changes and New Employee Wizard
AU	<ul style="list-style-type: none"> • Employee Tax Treatment code assigned and/or updated when imported from Implement HR Changes or New Employee Wizard. <p>When new employees are created from <i>Implement HR Changes</i> or the <i>New Employee Wizard</i>, a Tax Treatment code is now assigned to the employee based on the tax information provided.</p> <p>When changes that affect tax treatment are processed via <i>Implement HR Changes</i> for an existing employee, the employee's Tax Treatment code is updated accordingly.</p>
STP 2	<ul style="list-style-type: none"> • Implementing new employees when no STP2 Income Type and Country provided <p>When a new employee is implemented via Implement HR changes with a NULL value for STP Country (<i>cStp2Country</i> in the staged employee database table, <i>_iptblStagedEmployee</i>), the value is now updated to 0 for no country. This change addresses an issue that caused STP pay events to error when submitted, due to duplicate income types.</p> <p>Please note, when the new employee record is created, the Country field in their Tax Details will be blank. When editing the employee, you will be prompted to enter a Country if their Income Type is either <i>WHM</i> or <i>IAA</i>.</p>

	Micropay Administration and Auditing
ALL	Database Audit Log Report and Log Viewer
	<p>The Database Audit Log Viewer and Report have been updated to include the following database tables.</p> <ul style="list-style-type: none"> • Paid Family and Domestic Violence Leave (PFDVL) table added <p>The database table <i>_iptblEmployeePFDVL</i> is added to the list of tables available to the Database Audit Log Report and Database Audit Log Viewer.</p> <p>Database Audit Log Viewer tables Database Audit Log Report parameters</p>



When the table is selected, the Audit Log Report and Viewer displays details of PFDVL added, edit or deleted for an employee.

Audit Report Page 1 of 1

Windows User Name	Agent Name	Table Changed	Record ID	Field Changed	Old Value	New Value
Employee	5005	VALASCO, NADIA				
		Date Updated	20/11/2023			
adminary staff@y	Admin	Employee Paid FDV Leave	1	Employee ID		5005
adminary staff@y	Admin	Employee Paid FDV Leave	1	Employee PFDVL ID		1
adminary staff@y	Admin	Employee Paid FDV Leave	1	Financial Year		2024
adminary staff@y	Admin	Employee Paid FDV Leave	1	Hours Taken		7.50
adminary staff@y	Admin	Employee Paid FDV Leave	1	Leave Date		Nov 6 2023 12:00AM
		Date Updated	21/11/2023			
adminary staff@y	Admin	Employee Paid FDV Leave	1	Hours Taken	7.50	5.00
adminary staff@y	Admin	Employee Paid FDV Leave	2	Employee ID		5005
adminary staff@y	Admin	Employee Paid FDV Leave	2	Employee PFDVL ID		2
adminary staff@y	Admin	Employee Paid FDV Leave	2	Financial Year		2024
adminary staff@y	Admin	Employee Paid FDV Leave	2	Hours Taken		7.50
adminary staff@y	Admin	Employee Paid FDV Leave	2	Leave Date		Nov 7 2023 12:00AM

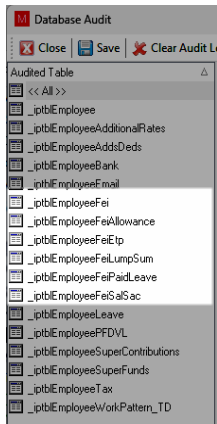
Records Printed: 11

- **Foreign Employment Income (FEI) tables added**

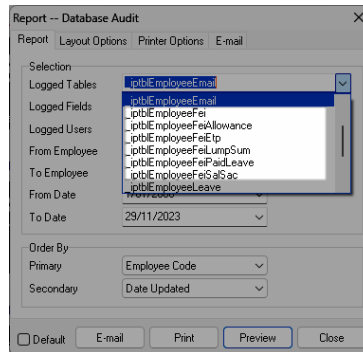
The following database tables are added to the list of tables available to the Database Audit Log Report and Database Audit Log Viewer:

- _iptblEmployeeFei
- _iptblEmployeeFeiAllowance
- _iptblEmployeeFeiPaidLeave
- _iptblEmployeeFeiSalSac
- _iptblEmployeeFeiLumpSum
- _iptblEmployeeFeiEtp

Database Audit Log Viewer tables



Database Audit Log Report parameters



Select a table in the list to display When one of the tables is selected, the Audit Log

Report and Viewer displays added, edited or deleted for details for an employee. For example, if `_iptblEmployeeFei` is selected, the results display

Windows User Name	Agent Name	Table Changed	Record ID	Field Changed	Old Value	New Value
Employee	A05	UNDERWOOD, MATTHEW				
Date Updated	22/11/2023					
<code>_iptblEmployeeFei</code>	Admin	Employee FEI	3	Bonuses And Commissions Amot		3500
<code>_iptblEmployeeFei</code>	Admin	Employee FEI	3	Country ID		Philippines
<code>_iptblEmployeeFei</code>	Admin	Employee FEI	3	Directors Fees Amount		0
<code>_iptblEmployeeFei</code>	Admin	Employee FEI	3	Employee Fei ID		3
<code>_iptblEmployeeFei</code>	Admin	Employee FEI	3	Employee ID		A05
<code>_iptblEmployeeFei</code>	Admin	Employee FEI	3	Financial Year Ending		2024
<code>_iptblEmployeeFei</code>	Admin	Employee FEI	3	Foreign Tax Paid Amount		2850
<code>_iptblEmployeeFei</code>	Admin	Employee FEI	3	Gross Amount		32000
<code>_iptblEmployeeFei</code>	Admin	Employee FEI	3	Overtime Amount		1400
<code>_iptblEmployeeFei</code>	Admin	Employee FEI	3	Paygw Amount		0
<code>_iptblEmployeeFei</code>	Admin	Employee FEI	3	Stp2 Income Type		FEI
<code>_iptblEmployeeFei</code>	Admin	Employee FEI	3	Trans Paid Method Type		Values not in System

Audit checks for PFDVL and FEI have also been added to the Employee Audit Report. Refer to the separate item under *Reporting* (see page 3).

System, Database and Setup

AU

New payroll database table to capture End of Pay details

On upgrade to MicrOpay 9.3 B2, a new database table called `_iptblPeriodDetail` is created in the payroll database. The table captures information about End of Pay (EOP), primarily the date and time that EOP was run for specific pay periods. This information is used by MicrOpay Client Service (MCS) to ensure accurate calculation of leave entitlement values sent to third party applications.

`_iptblPeriodDetail` includes the following columns.

Column	Description
idPeriod	The unique period ID number assigned to the pay period when it is created.
bUpdateLeaveProcessed	Indicates whether or not Leave Entitlements were updated at EOP. Displays: <ul style="list-style-type: none"> 1, when EOP is run with the Update Leave checkbox ticked. 0, when EOP is run with Update Leave unticked. Please note using Payroll > Transaction > Update Leave Entitlements to update leave before End of Pay does not update this value for the pay period.
dEopCompleted	Date and time that EOP was run for pay period. If EOP has not been run, displays <i>NULL</i> .

Please note that:

- On upgrade to 9.3 B2:
 - The table is populated with a record for each pay period in the current financial year.

	<ul style="list-style-type: none"> ▪ <i>bUpdateLeaveProcessed</i> displays <i>NULL</i> for all pay periods. After upgrade, the value is updated for open pay periods when EOP is run. The value will not change for pay periods that were closed before upgrade. • To ensure that employee leave balances include leave taken and processed in the period, the Update Leave checkbox should be ticked when running EOP. • Using <i>Payroll > Transactions > Update Leave Entitlements</i> to update leave before EOP will not update <i>bUpdateLeaveProcessed</i> for the pay period. <p>Update Leave Entitlements is typically used to update balances after transaction processing so that current period leave balances can be displayed on pay advices.</p>
	<ul style="list-style-type: none"> • Re-indexing of database tables for improved performance in STP Reporting and at End of Pay <p>Code used to to populate the STP Reporting grid and to check for pay events not generated (transactions not yet included in a pay event) has been re-written to optimise performance times when:</p> <ul style="list-style-type: none"> ▪ Opening STP Reporting and populating the grid. ▪ Running End of Pay.

	<h2>Integration</h2>
<div style="background-color: #333; color: white; padding: 5px; text-align: center; width: 30px; margin: 0 auto;">AU</div>	<ul style="list-style-type: none"> • New MicrOpay Web API endpoint returns deleted payroll employees <p>For MicrOpay customers using the Web API with third party applications, a new endpoint <i>GET api/DeletedEmployees</i> is now available. Calls to this endpoint return employees deleted from payroll on or after a specified date. Refer to our Web API reference page for more information.</p> <p>MicrOpay Web API GET DeletedEmployees</p>

After you upgrade

For our Payroll Online customers

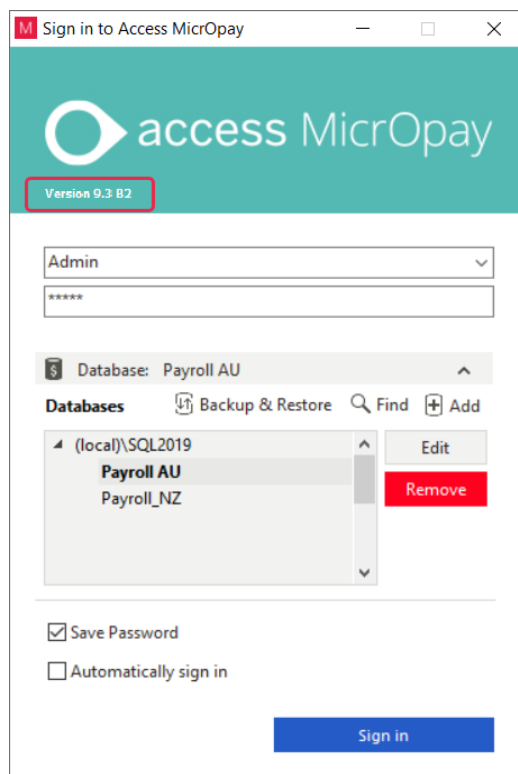
Please note that installation and upgrade of MicrOpay and MicrOpay ESP are managed as part of our service to you. You can disregard any comments or instructions that refer to downloading and installing software upgrades.

After the upgrade is installed, you should check that the correct software and database versions are displayed. If the latest version numbers are not displayed, MicrOpay may not have been successfully upgraded.

To check the version of MicrOpay

After the upgrade is installed the version number displayed should be **9.3 B2**.

The version number is displayed on the MicrOpay login window.

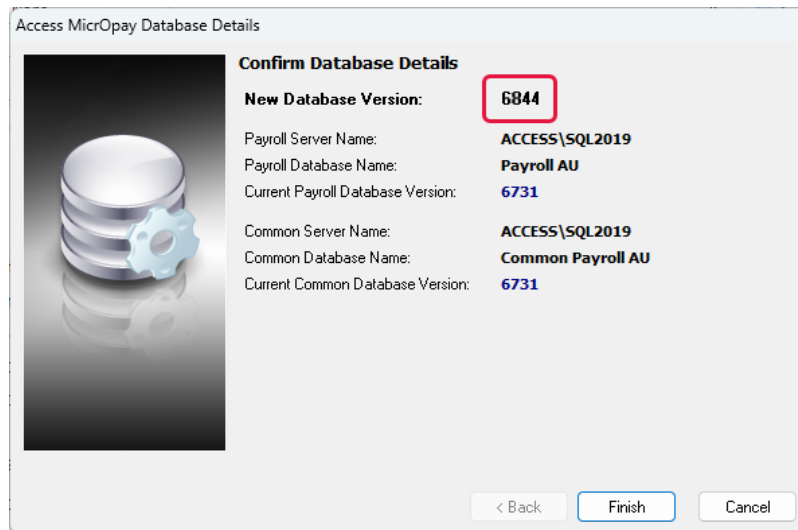


After you have signed in, you can check the version number by going to **Help > About**.

To check the Micropay database version

Your new database version number after the upgrade should be **6844**.

The first time you log in to Micropay after installing the upgrade, the payroll and common databases will be updated. You can check the new database version from the Confirm Database Details window.



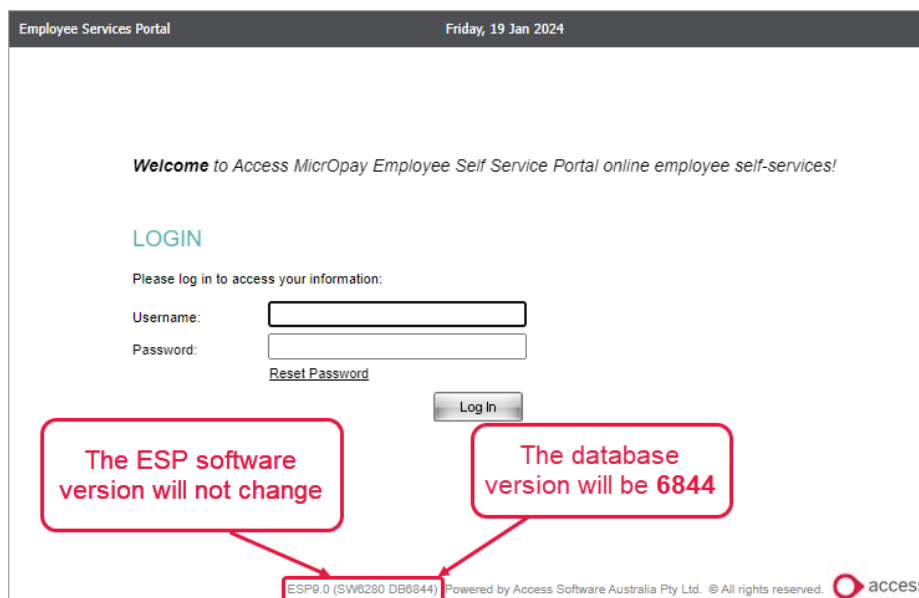
Ensure you click **Finish** to proceed with the database update.

To check the Micropay ESP version

Please note that because there is no Micropay ESP upgrade for this release, your Micropay and Micropay ESP software versions will be different after Micropay is upgraded to 9.3 B2.

Your Micropay ESP software version will not change. For example, if your Micropay ESP software version was **Micropay ESP 9.0 (SW6280)** before Micropay was upgraded, it will be the same afterwards.

The database version number refers to the payroll database version, so will be updated to **DB6844**.



Known Issues

The following new known issues are reported for MicrOpay in this release.

Known Issue: Leave scheme descriptors not displayed in description of audited leave changes in audit reports

The Leave Type and Leave Class Code are no longer shown in employee leave changes recorded in the Employee Audit Report, Database Audit Log Report and Database Audit Log View results.

The screenshots below display the difference between the Database Audit Log Report in MicrOpay 9.2 SP1 and MicrOpay 9.3 B2.

MicrOpay 9.2 SP1

Audit Report MicrOpay Pty Ltd						
Audit Report		From Date: 1/01/2022		To Date: 1/02/2024		
Windows User Name	Agent Name	Table Changed	Record ID	Field Changed	Old Value	
Employee 3003	KIRBY-JONES, TIMOTHY					
Date Updated	23/05/2022					
		Employee Leave Details	112	LSL, VIC2, Post Prorata Date	Jul 31 2021 12:00AM	
		Employee Leave Details	112	LSL, VIC2, Post Prorata Hours	4.15	
		Employee Leave Details	57	SL, SICK2WKS, Post Prorata Date	Jul 31 2021 12:00AM	
		Employee Leave Details	57	SL, SICK2WKS, Post Prorata Hour	9.58	
		Employee Leave Details	6	AL, 4WKS, Post Prorata Date	Jul 31 2021 12:00AM	
		Employee Leave Details	6	AL, 4WKS, Post Prorata Hours	19.16	

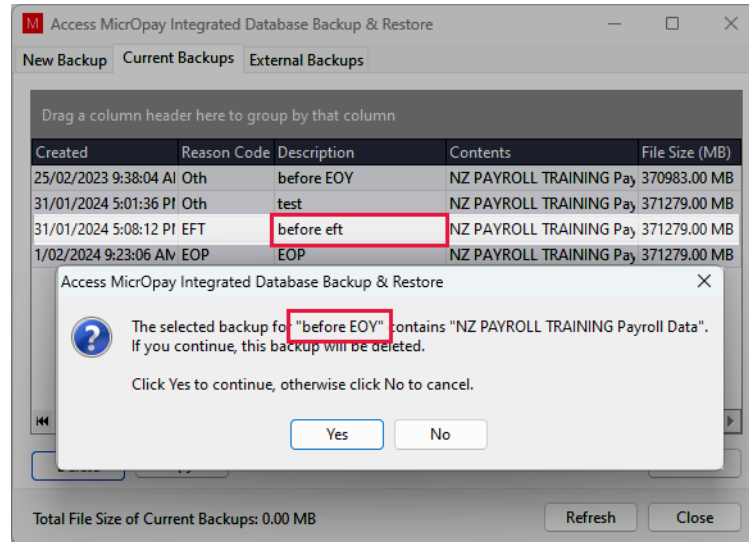
MicrOpay 9.3 B2

Audit Report MicrOpay Pty Ltd						
Audit Report		From Date: 1/01/2022		To Date: 1/02/2024		
Windows User Name	Agent Name	Table Changed	Record ID	Field Changed	Old Value	
Employee 3003	KIRBY-JONES, TIMOTHY					
Date Updated	23/05/2022					
	System	Employee Leave Details	112	Post Prorata Date	Jul 31 2021 12:00AM	
	System	Employee Leave Details	112	Post Prorata Hours	4.15	
	System	Employee Leave Details	57	Post Prorata Date	Jul 31 2021 12:00AM	
	System	Employee Leave Details	57	Post Prorata Hours	9.58	
	System	Employee Leave Details	6	Post Prorata Date	Jul 31 2021 12:00AM	
	System	Employee Leave Details	6	Post Prorata Hours	19.16	

Known Issue: When deleting a current backup record from Backup & Restore on the MicrOpay sign in window, a different record may be selected for deletion

In some cases, when a backup is selected in the Current Backups tab and the user clicks **Delete**, the confirmation message shows a different backup is selected. If the user continues, this backup record is deleted from the grid instead of the one originally selected.

For example, the backup with the description "before eft" is selected in the grid. When **Delete** is clicked, the confirmation message shows "before EOY" backup is selected and will be cleared from the grid if the user clicks **Yes**.



Please note: Deleting a backup from the Current Backups tab only deletes the backup entry from the grid, it does not delete the backup file itself.